

Instruction Manual

Monolux 60/Duolux 80



Introduction

Thank you for choosing a JUWEL Aquarium product.

Our products represent over 30 years experience in the manufacturing of aquariums and their accessories applying most modern production techniques bringing together the JUWEL Aquarium system, which is both easy to use and simple to maintain.

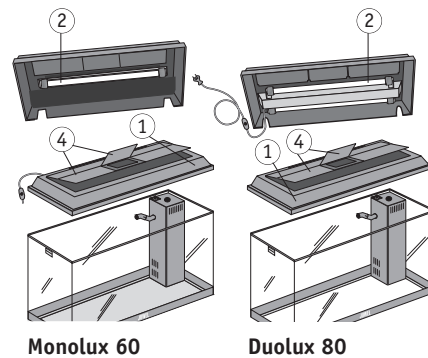
The cover lighting system JUWEL Duolux / Monolux

The cover light by JUWEL Aquarium enables you to achieve optimum lighting for your aquarium while enabling you to access the lit aquarium for general care at the same time.

The cover light itself is waterproof. Because of that, there is no need for cover panes against splash water that might negatively affect the luminosity.

The cover light by JUWEL Aquarium consists of

- waterproof protective cover (1)
- fluorescent tube/s (2)
- operating flap/s (4) for supplying feed and water care products etc.



Set-up of the hood system

Please remove the hood from its protective cover.

In order to guarantee water tightness please ensure that the tube holders are fully tightened. This should be checked before connecting to the power supply.

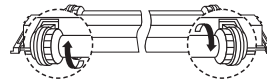
Check that no sand or gravel is on the top edge of the aquarium and place the hood onto the aquarium. Connect the power supply and switch on the lamp using the In-line switch. Place the feeding flap in position to fully close the hood.

You may find it beneficial to connect the lights to a timer as plants benefit from a regular supply of light on a daily basis.

Safety instructions:

Never use the light system under water.

Never attempt to open the light unit or repair it. This is dangerous and will invalidate your warranty.



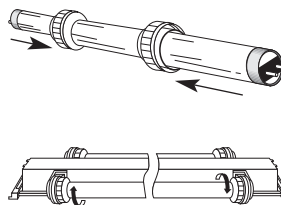
Care and Maintenance

The JUWEL Lighting cover requires very little care and attention. We recommend that you change your tubes on an annual basis. Although the tubes will be emitting light at this point their power has been drastically diminished by the number of starts they have made. Observing this procedure will give optimum output for your plants.

When replacing the tubes always replace both tubes and the tube holders which contain two vital seals to ensure water tightness.

Changing the Tubes

- Disconnect the hood system from the power supply (just switching off is not enough)
- Unscrew the tube holders and move them to the centre of the tube
- Remove the tube by pulling it gently towards you
- Place the new tube holders on the new tube
- Position the pins on the tubes in line with the slots on the tube holders and push the tube in until it clicks
- Tighten the new tube holders firmly to ensure a water tight seal
- Place the hood back on the aquarium and reconnect to the power supply and switch on



Safety instructions:

Always disconnect the light system from the power supply before changing the tubes.

Never repair the electrical cord or plug. In case of damage replace the complete light system.

Tip:

JUWEL automatic feeder

We offer you the JUWEL automatic feeder matching all JUWEL aquariums.

It is available from specialized retailers as original JUWEL Aquarium accessory (item No. 89000).



Recommendation:

JUWEL Reflectors

We recommend the use of suitable JUWEL reflectors that you may purchase from retailers in order to improve the luminosity.

These increase the luminosity by 100% and consequently ensure a further improvement of the conditions within your aquarium.



Recommendation:

JUWEL End Caps

To ensure the water tightness of your unit only use genuine JUWEL Aquarium spare parts.

Please note the tube holders are available from your local JUWEL Aquarium retailer (Part No. 92005).


Should you have difficulty in obtaining these please contact us directly.



Suggestion:

JUWEL Light Tubes

Genuine JUWEL light tubes are available from your JUWEL retailer in both the Day-Lite and Warm-Lite colours.





Proper disposal (electrical waste)

The labelling on the product or on the accompanying literature declares that it must not be disposed of, at the end of its service life, with the ordinary household rubbish. Please dispose of this equipment separately from other waste, to protect the environment or public health from damage by unregulated waste disposal. Recycle the equipment and support the sustained recycling of material resources.

Private users should contact the dealer who sold them the product or the responsible authorities, for a demonstration on how to recycle the equipment in an environmentally friendly way.

Guarantee

We guarantee the performance of the JUWEL-Aquarium product or its accessories to the purchaser for a period of 24 months from the date of purchase according to the following conditions:

§ 1 Extent of the guarantee

(1) This guarantee extends to the JUWEL-Aquarium product and its components excluding items subject to wear and tear such as light tubes and filter media. It is limited to the product as such and does not cover damage to other property and/or individuals. In addition, the provisions of the product liability law apply. These provisions are not limited by the aforementioned arrangement.

(2) It is the prerogative of JUWEL-Aquarium to decide whether the guarantee is performed by means of repair or replacement. If neither repair nor replacement can ensure the performance of the JUWEL-Aquarium product the purchaser is entitled to demand a reduction in price or to return the product against repayment of the purchase price.

§ 2 Guarantee period and settlement procedure

(1) The guarantee period begins on the day of the purchase of the product from the retailer. Claims under this guarantee will not be honoured, if

- (a) the damage is caused as a result of improper use or maintenance or non-observance of the instructions given in this manual
- (b) the product or its components have been maintained by persons or companies not authorised by the manufacturer to do so
- (c) the product or its components have been damaged by mechanical means of whatsoever kind, in particular broken glass

(2) All claims under this guarantee have to be notified to the retailer, from whom the aquarium has been purchased without delay, however, not longer than 2 weeks from the day of first occurrence of defects. Rights under the consumer protection laws will remain unaffected.

(3) Guarantee claims will only be accepted if the validity of the claim is supported by evidence of purchase of the JUWEL-Aquarium product.

This declaration of guarantee is a translation only. In case of doubts the original German language version prevails.

We reserve the right to make technical alterations.

© JUWEL AQUARIUM

© JUWEL, Trigon, Vision, Rekord, Rio, Lido, Monolux, Duolux, Multilux, High-Lite, Warm-Lite, Colour-Lite, Bioflow, Cirax